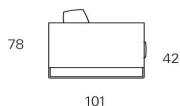
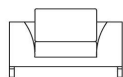


ETOILE

Collezione Moderno

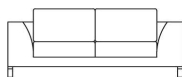


101



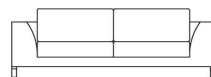
117

POLTRONA
ARMCHAIR



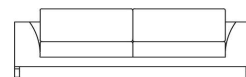
181

DIVANO 2 POSTI GRANDE
LARGE 2-SEATER SOFA



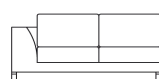
211

DIVANO 3 POSTI PICCOLO
SMALL 3-SEATER SOFA



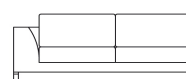
245

DIVANO 3 POSTI GRANDE
LARGE 3-SEATER SOFA



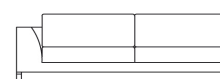
155

LATERALE 2 POSTI GRANDE
DX-SX
LARGE 2-SEATER SIDE UNIT
R-L



185

LATERALE 3 POSTI PICCOLO
DX-SX
SMALL 3-SEATER SIDE UNIT
R-L



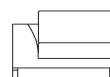
219

LATERALE 3 POSTI GRANDE
DX-SX
LARGE 3-SEATER SIDE UNIT
R-L



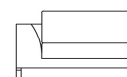
91

LATERALE 1 POSTO PICCOLO
DX-SX
SMALL 1-SEAT SIDE UNIT
R-L



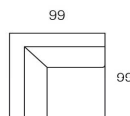
106

LATERALE 1 POSTO MEDIO
DX-SX
MEDIUM 1-SEAT SIDE UNIT
R-L



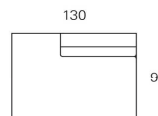
123

LATERALE 1 POSTO GRANDE
DX-SX
LARGE 1-SEAT SIDE UNIT
R-L



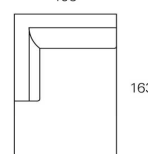
99

ANGOLO CHIUSO
CLOSED CORNER



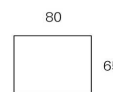
130

ISOLA LATERALE DX
SIDE UNIT R



106

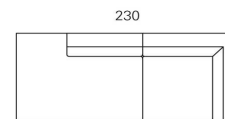
PENISOLA DX-SX
PENINSULA R-L



80

65

POUFF
OTTOMAN



230

99

DORMEUSE DX-SX
DORMEUSE R-L

Struttura: in massello di legno e agglomerato rivestito in poliuretano espanso e vellutino accoppiato

Supporto di seduta: cinghie elastiche intrecciate su telaio metallico fissato alla struttura

Imbottitura sedute: in poliuretano espanso indeformabile e fibra di poliestere

Imbottitura schienali: cuscini bifacciali in molliapiuma in camere separate rivestiti in tela di cotone

Sfoderabilità: completamente sfoderabile

Versioni: non componibile – componibile – senza letto

Piedini: in metallo cromato con struttura portante per lo schienale

Altezza seduta: 42 cm